



INSTRUCTION MANUAL (EN)



SCAN ME



(EN) SCAN QR code for instruction manual
(NL) SCAN QR code voor gebruiksaanwijzing
(FR) SCAN QR code pour le manuel de l'utilisateur
(DE) SCAN-QR-Code für das Benutzerhandbuch
(IT) SCANSIONE del codice QR per il manuale utente
(ES) ESCANEAR el código QR para el manual del usuario

ITEM No. 525489

Imported by: The Great British Exchange
Unit 182, Kingsley Farm, Kingsley Road, Harrogate, HG1 4RF
UNITED KINGDOM, www.thegbexchange.com Made in China / Designed in the UK







© 2020 Shine TV Limited. MasterChef and the MasterChef logo are registered trademarks of Shine TV Limited and its affiliates. Licensed by Endemol Shine IP B.V.
All Rights Reserved

DIGITAL KITCHEN SCALES

IMPORTANT SAFETY CAUTIONS

The following safety precautions should always be followed, to reduce the risk of electric shock, personal injury or fire. It is important to read all of these instructions carefully before using the product, and to save them for future reference or new users.

EXPLANATION SYMBOLS

	Read operations manual		If you notice any transport damage when unpacking the product, please contact your dealer without delay.
	The manufacturer of the packaging contributes to the costs of the waste separation and recycling system "Green Dot".		The packaging can be reused or recycled. Please dispose properly of any packaging material no longer required.
	Declaration of Conformity. Products marked with this symbol comply of the European Economic Area. The EU Declaration of Conformity can be requested from the manufacturer.		This product can be used safely in contact with food.

WARNINGS

- Please use the scale on the hard & flat surface, to ensure the greatest accuracy and the service life.
- Please remove battery from the scale if it has not been used for a long time.
- Do not stack anything on the scale during storage.
- Do not use chemical abrasive cleaners.
- Do not put the scale on upright position, only appropriate flat.
- Do not drop or beat the scale as this may damage the sensor and the glass panel.
- To ensure the life of the scale, please do not put it in a wet or hot environment.
- When the scale doesn't work, please check the batteries to be installed incorrectly or change the batteries, then try to start it again.
- This scale is for household use only and should not be used professionally for any reason at all.
- Please do not unscrew the rear cover as this can cause damage.
- Never put batteries in mouth. If swallowed, contact your physician or local poison control center.
- Keep the battery away from children.
- Only the recommended batteries or equivalent are to be used, volts and size.

- When replacing batteries, make sure to insert them under the correct polarity as indicated within the battery compartment.
- Batteries can contain combustible materials. If not handled correctly batteries can leak, become very hot, ignite or even explode, which could damage your appliance or/and your health.
- Before inserting the batteries, check that the contacts in the device and on the batteries are clean and, if necessary, clean them.
- Only use new batteries.
- Do not use rechargeable batteries.
- Never try to recharge normal batteries. Danger of explosion!
- Never expose the batteries to excessive heat such as sunshine, fire or similar. There is an increased risk of leakage.
- Never short-circuit the batteries.
- Never throw batteries into a fire.
- Do not take apart or deform the batteries.
- Remove leaking batteries from the device immediately. Avoid contact with skin, eyes and mucous membranes. If these areas come into contact with battery acid, rinse them immediately with plenty of clean water and contact a doctor immediately. There is a risk of corrosion due to battery acid.

INSTALL THE BATTERY

- When first using the scales, remove the plastic strip on the back the scales (battery compartment) by pulling on the strip with the red arrow
- Remove the cover from the battery compartment
- Remove the battery from the battery compartment.
- Place the new battery with the "+" sign up into the battery compartment.
- Replace the battery compartment cover

GENERAL FEATURES

- High precision strain gauge sensor
- 4mm tempered safety glass platform
- Max. Capacity: 5000g / 11 oz
- Precisie: 1g / 0.1 oz
- Minimum weighing: 20g
- Units: g/kg/oz/lb'oz
- Power: 1x3V CR2032 lithium battery (included)
- Tare function
- Press-On/Off
- Overload and Low power indication
- Auto zero indication/Auto power-off

IN THE BOX

- 1 x digital kitchen scale
- 1 x battery: 3V CR2032 lithium battery (already installed in the scale)
- **(Please open the battery cover and take out the insulating tape before using for the first use.)**
- 1 x Instruction manual. Read these instructions before use.

USE

- TURN ON: Push the M-swirl logo in the middle of the scale for about 2 seconds.
- TURN OFF: Touch "OFF" key for about 2 seconds.
- AUTO OFF: The scale will turn off automatically after about 60 seconds of non-use.

OPERATION

1. Please the scale on a hard & flat surface.
2. Push M-Swirl logo in the middle of the scale for 2 seconds, the LCD will show as below.



3. Put food on the scale, the LCD will show the food weight.

TARE FUNCTION

1. Under "Weighing" mode, place a container on the scale, LCD will show the weight of container.



2. Touch "TARE" key to clear the weight of the container, then put food into container, the LCD will show the food weight only.

*Repeat to touch "TARE" key to weight more different food.



3. When food and/or container is removed from scale container, the LCD will show a negative load value; touch "TARE" key, after 2 seconds the scale will turn into "weighing" mode.



UNIT CONVERSION (g/kg/oz/lb'oz)

- Under "Weighing" mode, Touch "UNIT" key to convert "g" or "oz" etc. as demand.



OVERLOAD INDICATION

- If the weight is over loaded "Max. Capacity" The LCD will show "EEEE".

LOW POWER INDICATION

- When show "Lo" on display, Open the battery cover on the back and replace the new battery with correct polarity.

CLEANING

- Clean with a wet cloth. Do not allow water seep into scale body.
- Never immerse electrical parts of the product in water during cleaning or operation. Never hold the product under running water.
- When cleaning, never use solvents or abrasive materials, hard brushes, metallic or sharp objects. Solvents are harmful to human health and can attack the plastic parts, while abrasive cleaning mechanisms and tools may scratch the surface

STORAGE

- If necessary, move it to a position which is out of reach of children and pets.

ENVIRONMENT FRIENDLY DISPOSAL

- Do not dispose of electrical appliances as unsorted municipal waste, use separate collection facilities.
- Contact you local government for information regarding the collection systems available.
- If electrical appliances are disposed of in landfills or dumps, hazardous substances can leak into the groundwater and get into the food chain, damaging your health and well-being.
- When replacing old appliances with new ones, the retailer is legally obligated to take back your old appliance for disposals at least free of charge.
- Dispose of batteries in an environmentally friendly manner. Do not put batteries into the household waste. Please use the return and collection systems in you community or contact the dealer where you purchased the product



WARRANTY

- The manufacturer provides warranty in accordance with the legislation of the customer's own country of residence, with a minimum of 1 year, starting from the date on which the appliance is sold to the end user.
- The warranty only covers defects in materials or workmanship.
- The repairs under warranty may only be carried out by an authorized service centre. When making a claim under the warranty, the original bill of purchase (with purchase date) must be submitted.
- The warranty will not apply in cases of:
 - a. Normal wear and tear
 - b. Incorrect use, e.g. overloading of the appliance, use of non-approved accessories
 - c. Use of force, damage caused by external influences
 - d. Damage caused by non-observance of the user manual, e.g. connection to an unsuitable mains supply or non-compliance with the installation instructions
 - e. Partially or completely dismantled appliances

CE DECLARATION OF CONFORMITY

We: The Great British Exchange, Unit 1&2, Kingsley Farm, Kingsley Road, Harrogate HG1 4RF, UNITED KINGDOM www.thegbexchange.com, declare under our own responsibility that the product:

ITEM No.: 525489

ITEM name: DIGITAL KITCHEN SCALES

Barcode: 5060500952327

- a. The object of the declaration described above is in conformity with the relevant Union harmonisation legislation: ROHS - 2011/65/EU, LFGB - 76/769/EEC - EMC-2014/30/EU.

In accordance with our policy of continual product improvement, we reserve the right to make technical and optical changes without notice. The current version of this instruction manual can be found under www.thegbexchange.com/manuals.



(EN) SCAN QR code for instruction manual

(NL) SCAN QR code voor gebruiksaanwijzing

(FR) SCAN QR code pour le manuel de l'utilisateur

(DE) SCAN-QR-Code für das Benutzerhandbuch

(IT) SCANSIONE del codice QR per il manuale utente

(ES) ESCANEAR el código QR para el manual del usuario